

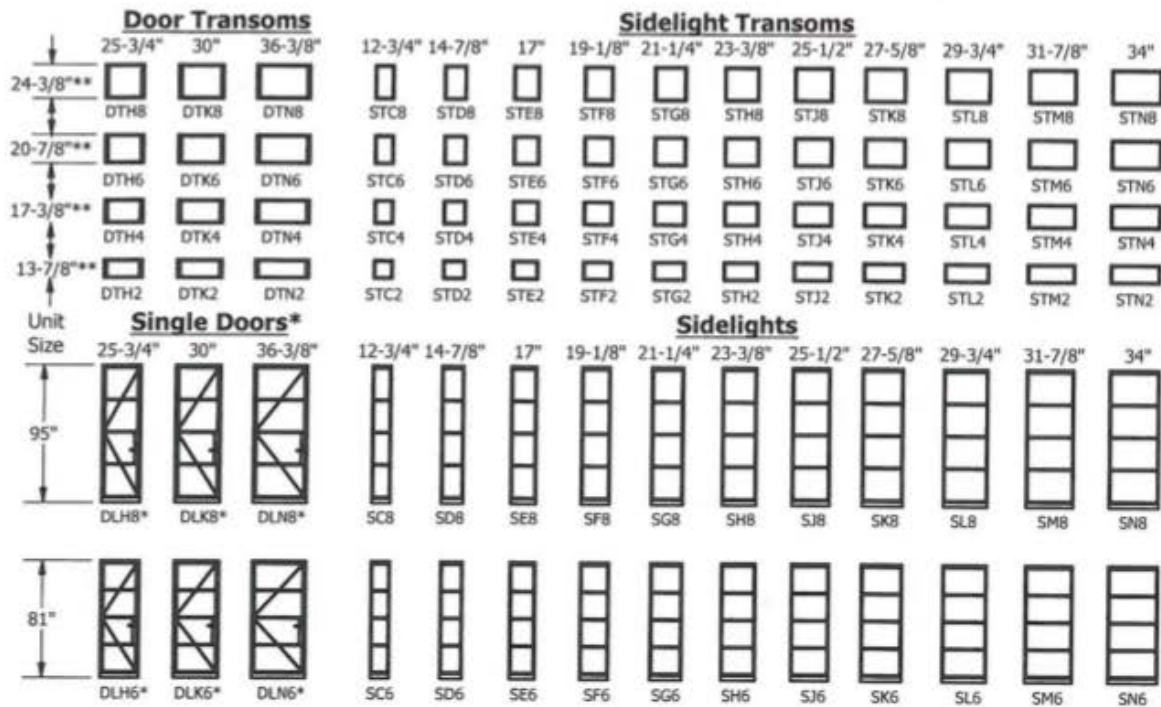
# BRONZE WINE DOORS



## DESIGN GUIDE

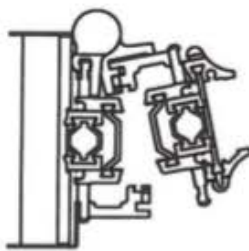
RENAISSANCE-USA

# Standardized sizing for convenience... Custom sizes and configurations available.

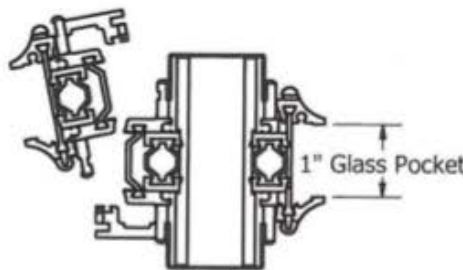


## Wall Connectors, Mullions and Corners

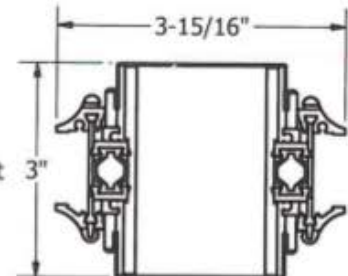
Type	Width	Description	96" Length	144" Length
Wall Connector	1/2"	Narrow Wall Connector with finish trim	WC408	WC412
Wall Connector	7/8"	Narrow Wall Connector with finish trim	WC708	WC712
Wall Connector	1-3/8"	Narrow Wall Connector with finish trim	WC1408	WC1412
Mullion	1"	Vertical Mullion with finish covers	M808	n/a
Mullion	2"	Vertical Mullion with finish covers	M1608	M1612
Corner Post	3-1/8"	90 Degree corner post with finish covers	CP9008	CP9012
Corner Post	1-3/4"	45 Degree corner post with finish covers	CP4508	CP4512



7/8" Wall Connector to Hinge Jamb



Strike Jamb to Sidelight with 1" Mullion



Sidelight to Sidelight with 2" Mullion

\*Door swing must be specified. Double doors are available, please inquire.

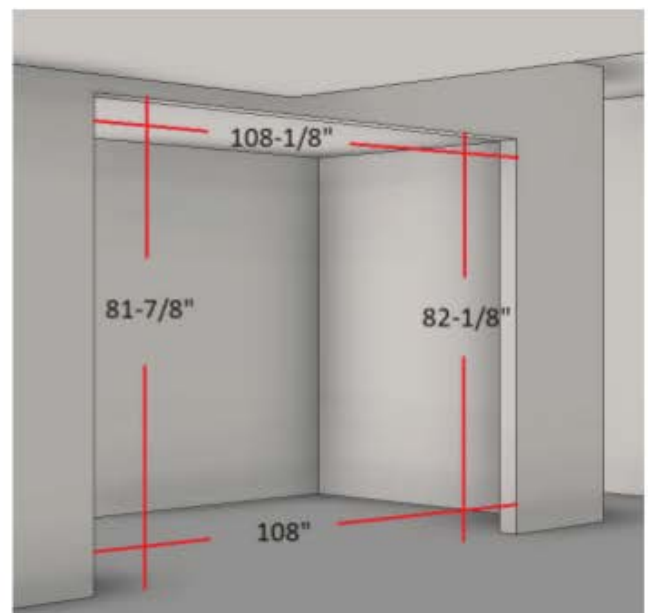
\*\* Transom height dimensions include 1" transom bar





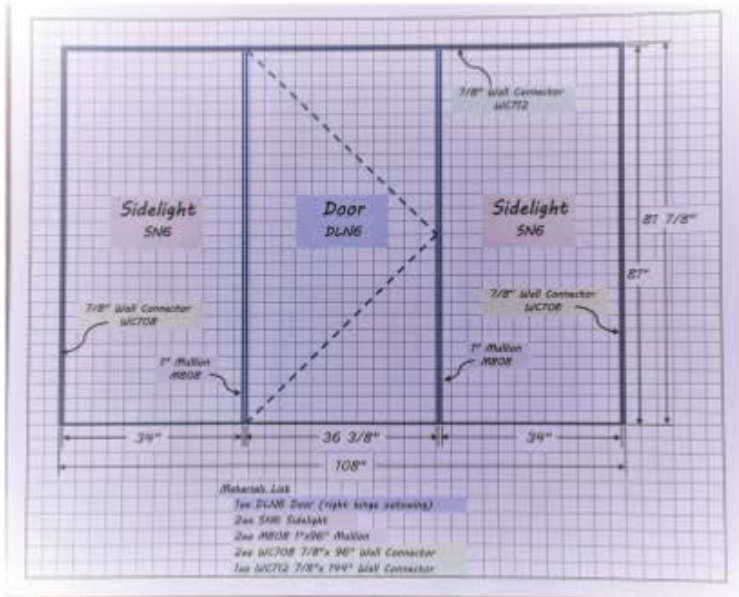
## Step 1. Determine the opening size

Measure the width and height in several points. Using the smallest dimensions, establish the maximum width and height of the combined units by subtracting 1" from the width and 1/2" on the height (this allows for the narrowest wall connectors).



## Step 2. Select the door(s) and transom

Use the combination of door and transom heights to be the closet size under the maximum unit height. To determine door swing, stand on the outside of the wine cellar, and note whether hinges are on the right or left, and whether the door swings into the cellar or out of it (i.e: right hinge outswing, left hinge inswing).



## Step 3. Infill with Sidelights

Use any combination of widths, and adjust the door width as needed to fill as close as possible to the maximum unit width. Allow for a 1" mullion between each door and/or sidelight (if the unit height is greater than 96", use the 2" mullion). Wall connectors can be selected to fill additional space between the units and the opening.



Explore the Possibilities...

# RENAISSANCE BRONZE

- TIMELESS ARCHITECTURAL STYLE
- EXCELLENT FUNCTIONALITY
- ELEGANT CRAFTSMANSHIP



Features		Advantages	Benefits	
	Solid Bronze Extrusions	Precise architectural details	Excellent function and style	
	Wine Safe Glass	High performance insulated units	Energy efficient UV safe	
	Narrow Profile Sightlines	Larger glass units	Greater visibility of wine	
	Multi Point Locks	Uniform pressure on door seals	Better humidity control	
	Silicone Weather Stripping	Long lasting extruded seals	Decreased maintenance	
	ISO Bar Thermal Barrier	Superior construction	Less heat transfer	

RENAISSANCE USA IS A FAMILY OWNED BUSINESS LOCATED IN SAN ANTONIO, TX. WE SPECIALIZE IN MANUFACTURING BRONZE WINE CELLARS. THE FAMILY COMES FROM A CRAFTSMANSHIP BACKGROUND AND BELIEVES IN CREATING HIGH VALUE PRODUCTS.



**WINE RACKS AMERICA**

180 N 700 W

North Salt Lake, UT 84054

1-888-373-6057

WWW.WINERACKSAMERICA.COM